



PIONEER CLUBS'

Theme Verse 2024-2025

EPHESIANS 6:10



DECORATIONS

- Print and hang up an "Armor of God" poster.
- Hang sports-themed decorations.

ACTIVITIES

Match the Armor

Print copies of the armor printables for each child. There are a few versions, so choose the version(s) that fit the ages of the kids in your group. Have kids identify the pieces of armor and/or color the worksheets.

Supplies:

- Armor of God worksheets (at end of this pdf)
- Writing utensils
- Coloring supplies

Word Search

Print copies of the word search for each child. Have kids complete the word search.

Supplies:

- Word Search worksheets
- Writing utensils

Explore Equipment

Set out various sports equipment or pictures of sports equipment (helmets, jerseys, shin pads, shoes, etc.). Mix together. Have kids sort the items by sport and/or by purpose. Talk about what each piece is used for. Use this activity as an informal way to discover which sports the kids in your group participate in. *Option:* Have kids try on various pieces of equipment.

Supplies:

- Sports equipment or pictures of sports equipment

Orange Armor Experiment

This activity will be most effective if done after the Bible Exploration.

Fill a clear container with water. Place two oranges in the water. Discuss what happens (the oranges float). These oranges are floating. They are "standing firm" because they have on the "Armor of God."

- **What do you think will happen if we remove the skin (armor)?** (Take responses.)

From one of the oranges, remove small chunks of the skin (armor) at a time and continue testing whether or not it will float. Once the skin has been removed, the orange will sink to the bottom.

- **Which "orange" is ready?** (The one still wearing its skin (armor).)
- **Is there a piece of the armor of God that you think is the most important? Why or why not?** (Take responses.)
- **What could be the benefits to wearing all the armor?** (Take responses.)
- **Are there drawbacks to wearing only one or two pieces of the armor?** (Take responses.) Make the connection that the orange started sinking before all of the skin was removed.

Supplies:

- Clear container
- Water
- Two oranges



PIONEER CLUBS'

Theme Verse 2024-2025

EPHESIANS 6:10



CRAFTS

Sword Bookmarks

Print out a copy of the Sword bookmarks for each child. Encourage children to decorate their sword and use it as a bookmark for their Bible—which is the Sword of the Spirit. Encourage them to be strong in the Lord by reading their Bible regularly. Consider having them write the memory verse on their bookmarks.

Supplies:

- Sword bookmark printable
- Scissors
- Coloring supplies

Helmets of Salvation

Print out a copy of the Helmet of Salvation printable for each child. Pass out coloring supplies. Let kids color the helmets. Then pass out leather cord and fake red feathers. Help kids tie a bow with the leather cord and glue the cord onto the tie of the helmet. Then they may glue the red feathers as the crest on the top of the helmet.

Supplies:

- Helmet of Salvation printable
- Coloring supplies
- Leather cord
- Scissors
- Fake red feathers
- Glue sticks

Shields of Faith

Give kids a paper plate. Let kids color and decorate their shields. Consider having them write out Ephesians 6:10 or Ephesians 6:16 on the shields. Make a handle using duct tape. *Option:* Kids may use the shields during game time.

Supplies:

- Paper plates
- Coloring supplies
- Duct tape

SONGS

Sing songs about God's strength and power.



PIONEER CLUBS'

Theme Verse 2024-2025

EPHESIANS 6:10



DEVOTIONAL

Introduction

Show the picture of the diabolical ironclad beetle.

- **What is it about this bug's appearance that makes it look as if it won't squish easily?** (Take responses.)
- **Why do you suppose God made it that way?** (Take responses.)

It's part of the beetle's protection. Diabolical ironclad beetles have an amazing defense system. They don't have wings, so they have to be incredibly strong to stay safe. In fact, they can withstand the pressure of up to 39,000 times their own weight! These beetles are smaller than our hands, but even a car is not heavy enough to crush this kind of beetle—it's protection is that powerful.

- **Which do you think would want to harm a bug—a friend or an enemy? Why?** (Enemy.)
- **As Christians, do we have any enemies?** (Yes.)
- **Do we have ways to protect ourselves? If so, what?** (Take responses.)

This week, let's talk about the protection God gives us against our enemy.

Bible Exploration

Out theme verse this year is Ephesians 6:10. This was part of a letter the apostle Paul wrote to the believers in the city of Ephesus. Let's read it together. Do so.

- **Why do you think Paul needed to encourage the believers to be strong in the Lord?** (Take responses.)


- **What challenges do you think the Christians in Ephesus might have faced by following Jesus?** (Take responses.)
- **Are there challenges that Christians might face today in following Jesus?** (Sin, Satan, self, fear of people's opinions, etc.)

Satan is not alone in his battle against us, but has hosts of helpers, whose greatest delight is to interfere with us and put temptations in our way and cause us to fall. Let's find out how many enemies we have. Read Ephesians 6:11-12.

- **What are the different kinds of enemies who are a part of Satan's kingdom?** (Rulers, authorities, cosmic powers over this present darkness, spiritual forces of evil in the heavenly places.)
- **Is our battle against Satan physical or spiritual?** (Take responses.)
- **Does Satan work out in the open, or secretly?** (Verse 11—"schemes" implies deceitful, under-cover action.)

God is stronger than all Satan's hosts! Read Ephesians 1:20-22. **If we put ourselves on His side, He is on our side against them.** Read Ephesians 6:13.

Let's see just how we can have His help against Satan's powers using the armor of God. Read Ephesians 6:14-18 three times. The first time, read it through. The second time, list parts of armor or have a child draw a soldier and label the parts of his armor. Then write on the dry erase board a list of the ways the armor can help us; and opposite each, what happens to the Christian who does not have this piece of armor. Use the following table below as a guide.





PIONEER CLUBS'

Theme Verse 2024-2025

EPHESIANS 6:10




ARMOR	THE ARMORED CHRISTIAN	THE CHRISTIAN WITHOUT ARMOR
Belt of Truth	<ul style="list-style-type: none"> • Knows God's truth • Is honest. • Acts according to what is real/true. 	<ul style="list-style-type: none"> • Is open to lies. • Never knows what to believe.
Breastplate of Righteousness	<ul style="list-style-type: none"> • Acts according to what is right. • Is willing to stand up for what is right. 	<ul style="list-style-type: none"> • Cherishes secret sins.
Shoes of the Gospel of Peace	<ul style="list-style-type: none"> • Makes and keeps peace. • Works to share our faith and love with others. 	<ul style="list-style-type: none"> • Gets into quarrels and divisions. • Doesn't tell others about Jesus.
Shield of Faith	<ul style="list-style-type: none"> • Has strong faith in God. • Acts on what God has promised, even if we don't know the outcome. 	<ul style="list-style-type: none"> • Has doubts, does not trust God much.
Helmet of Salvation	<ul style="list-style-type: none"> • Belongs to Jesus Christ as a member of God's family. 	<ul style="list-style-type: none"> • Is living in his own strength.
Sword of the Spirit	<ul style="list-style-type: none"> • Reads, studies, memorizes, enjoys God's Word, the Bible. 	<ul style="list-style-type: none"> • Relies on own ideas and feelings.
Prayer	<ul style="list-style-type: none"> • Prays all the time. • Prays in the Spirit. • Prays for others. 	<ul style="list-style-type: none"> • Prays very little and carelessly.

Let's focus a little more on one piece of armor—the helmet of salvation. Bring out the football helmet or show the picture of a football helmet. *Option:* Let kids knock on the helmet or pass it around. **Now this helmet isn't the same as soldiers wore back in Bible times. But both helmets serve at least one purpose that's the same.**

- Why does a football player wear a helmet? (Take responses.)

A helmet does two things for its player. It protects his head, and identifies which team he is on. If you're sitting on the bleachers, you can tell which players are on the team you are rooting for by looking at the helmets. Reread Ephesians 6:17.

- What kind of helmet does the verse say we have? (Helmet of Salvation)
- How might the helmet of salvation protect us? (Take responses.)





PIONEER CLUBS'

Theme Verse 2024-2025

EPHESIANS 6:10



- If we have salvation, whose team are we on? (God's team.)

When we are tempted to do wrong, we can say, "Go away, Satan. I'm on God's side. I'm going to do it His way."

Salvation is our protection. God will always help us do the right thing if we ask Him for help when Satan tempts us. If we have on this invisible helmet, others should also be able to tell which team we're on. This is because knowing Jesus should make a difference in our words and actions.

Application

There are times when we feel lonely, afraid, or weak.

- **What are some of these times?** Lead the kids in a time of sharing such experiences. Be sure to share an example from your own life.

Today we have learned that God promises to give us the kind of strength we need to face any problem that comes our way—the courage to stand up for what is right, to tell the truth, to be kind and loving to others.

Point out that God does not promise hard times will go away when we become His children. But He does promise to help us face such situations and have the courage and love to obey Him. He promises the kind of strength which doesn't need to hurt or put down other people—inner strength which is constructive, helpful, and right.

It is easy to see why the Christian without armor falls down every time Satan attacks him with a temptation.

- How can we have God's armor for our use? (Take responses.)


God offers these things: we have only to thank Him for them and then use them. God does not defeat Satan for us. He gives us the armor to use, and helps us, but we have to exert all our strength to use the armor and fight Satan.

- Think about it. Is there a piece of armor you have been neglecting to use?

As we pray, ask God right now to help you to take those pieces of armor and begin to use them steadily. Have children pray silently. Then close in prayer.

Supplies:

- Bible
- dry erase board
- dry erase markers
- pencils
- paper
- picture of diabolical ironclad beetle
- football helmet (or picture of football helmet)





PIONEER CLUBS'

Theme Verse 2024-2025

EPHESIANS 6:10



BIBLE MEMORY

Memorize Ephesians 6:10. Have kids sit in a circle. Pass a bean bag around the circle. When a child has the bean bag, they say one word or phrase of the verse or reference. Keep repeating the verse until the kids know it well. Once kids know the verse well enough, have kids toss the bean bag around the circle instead of passing it to the person next to them while still saying the verse. Consider passing the bean bag faster around the circle, or adding a second bean bag to make it more challenging.

Supplies:

- Bible
- Bean bag

GAMES

Armor Relay

Ahead of time, gather similar "armor" for the kids to put on during the relay. You will need one set per team. Consider using biblical armor (Roman helmets, etc.), or sports equipment (football helmet, etc.).

Divide kids into teams. Set the "armor" at the opposite end of the playing area from where the teams are. First player on each team runs to the "armor," puts on all pieces, takes them off, and runs back to their team. Next player does the same thing, and so on down the line. Continue until everyone has had a turn.

Supplies:

- Two or more sets of "armor" (biblical, sports equipment, etc.)

Shield Practice

Ahead of time, make handles out of duct tape to make a paper plate shields for each child. Give every child a paper plate shield. *Option:* Let kids decorate their shields. Kids will toss cotton balls, or pompoms at other players. The kids have to use their shields to block the "arrows" flying toward them. Once they are hit, they are out. Play until everyone is out. Discuss examples of situations that kids their age might face that they might need the Shield of Faith for.

Supplies:

- Paper plates
- Duct tape
- Cotton balls or pompoms

Shoes of Peace Relay

Divide kids into teams. Give each team two empty shoeboxes as "shoes of peace." First player on each team will put the "shoes" on their feet and shuffle to finish line and back to tag the next player. Next player does the same thing, and so on down the line. Continue until everyone has had a turn. *Option:* Before players pass on their shoes, have them share a message about Jesus to their teammate to share the gospel of peace.

Supplies:

- Empty shoeboxes (2 per team)



PIONEER CLUBS'

Theme Verse 2024-2025

EPHESIANS 6:10



Practice Exercises

Talk about how athletes prepare for a game or competition in their respective sport. Not only do they practice their specific sport, but they practice skills that will help them as they play the game. In a similar way to how an athlete prepares for their sport, we prepare for spiritual battle by putting on the armor of God.

Choose a variety of simple exercises to "practice." Consider turning it into a fitness trail where kids have to do several sets of each type of exercise—such as push-ups, jumping jacks, running, tossing and catching balls, etc.

Supplies:

- Various sports equipment

SNACKS

Pretzel & Cheese Weights

Ahead of time, cut cheese of your choice (cheddar, colby jack, etc.) into 1-cm cubes. Attach one cheese cube to each end of a pretzel stick.

Supplies:

- Cheese block (cheddar, colby jack, etc.)
- Knife
- Cutting board
- Pretzel sticks
- Paper plates
- Napkins

Sword of the Spirit

Give each child a plate of mixed fruit or veggies. Give each child a plastic sword food pick to let them pick up the food to eat.

Supplies:

- Fruit and veggies
- Knife
- Cutting board
- Plastic sword food picks (or toothpicks)

ARMOR OF GOD

Label the armor on the Roman soldier.



ARMOR OF GOD

Color the picture of the Roman soldier.

HELMET OF SALVATION


BREASTPLATE OF RIGHTEOUSNESS

SWORD OF THE SPIRIT

SHIELD OF FAITH

BELT OF TRUTH

SHOES OF PEACE



ARMOR OF GOD

HELMET OF
SALVATION

BREASTPLATE OF
RIGHTEOUSNESS

SWORD OF
THE SPIRIT

SHIELD OF
FAITH

BELT OF
TRUTH

SHOES OF
PEACE



ARMOR OF GOD WORD SEARCH

Complete the word search by finding the words in the list below.

ARMOR

BELT

BREASTPLATE

EPHESIANS

FAITH

GOD

GOSPEL

LORD

MIGHT

PEACE

RIGHTEOUSNESS

SALVATION

SATAN

SHIELD

SHOES

SPIRIT

STRONG


SWORD

TRUTH

A	P	L	M	O	E	Q	U	X	M	S	W	O	R	D	Q	J	R	T	Z	W
L	Y	E	A	L	O	R	D	Y	A	P	M	E	G	X	C	I	M	T	L	O
E	X	H	T	I	A	F	W	O	E	I	P	U	R	E	B	P	V	R	K	R
P	I	A	L	P	T	O	R	U	D	R	C	T	H	Z	Y	G	K	U	M	I
S	R	W	E	M	E	I	V	K	S	I	U	O	A	C	N	C	Z	T	J	G
O	B	R	E	A	S	T	P	L	A	T	E	M	D	O	U	S	S	H	E	H
G	H	L	Z	J	H	H	D	U	J	H	K	Y	R	U	S	B	V	E	Y	T
P	E	D	N	E	L	Y	I	C	T	U	O	T	P	Z	C	A	R	D	H	E
S	L	T	H	G	I	M	G	E	B	C	S	H	I	W	Q	E	T	K	D	O
V	M	Z	Y	O	H	J	R	D	L	S	Y	B	E	L	T	L	I	A	L	U
Z	E	O	U	P	K	S	P	Y	I	D	Q	U	P	B	E	D	U	Q	N	S
C	T	H	V	Z	Y	H	O	G	H	Y	O	C	Z	H	Y	A	Q	T	H	N
H	O	C	D	N	L	O	Y	C	A	R	B	S	I	N	K	R	O	D	A	E
J	E	L	O	J	U	E	A	D	V	E	C	A	E	P	J	M	Z	S	I	S
A	S	K	G	Y	D	S	Z	V	S	A	L	V	A	T	I	O	N	L	D	S
S	E	E	P	H	E	S	I	A	N	S	O	U	R	E	S	R	M	A	Z	O

SWORD OF THE SPIRIT BOOKMARKS

Print enough copies so that you have one sword per child. Print on cardstock.



HELMET OF SALAVTION

Print enough copies so that you have one helmet per child.

